



Anti-cariogenic & Cytotoxic Activity of Red Sandal (*Pterocarpus santalinus*) Ethanolic Extract

**Harini Palani ^a, Lakshminarayanan Arivarasu ^{b*}, S. Rajeshkumar ^{b[≡]}
and Lakshmi Thangavelu ^{b[⊖]}**

^a Saveetha Dental College and Hospitals, Saveetha Institute of Medical and Technical Sciences (SIMATS), Chennai, 77, Tamil Nadu, India.

^b Department of Pharmacology, Saveetha Dental College and Hospitals Saveetha Institute of Medical and Technical Sciences (SIMATS), Chennai, 77, Tamil Nadu, India.

Authors' contributions

This work was carried out in collaboration among all authors. Author HP principle investigator, Muralidharan N.P study designing, guidance and analysis of the results and interpretation. All authors read and approved the final manuscript.

Article Information

DOI: 10.9734/JPRI/2021/v33i64B35737

Open Peer Review History:

This journal follows the Advanced Open Peer Review policy. Identity of the Reviewers, Editor(s) and additional Reviewers, peer review comments, different versions of the manuscript, comments of the editors, etc are available here: <https://www.sdiarticle5.com/review-history/77717>

Original Research Article

**Received 25 October 2021
Accepted 29 December 2021
Published 30 December 2021**

ABSTRACT

Introduction: *Pterocarpus santalinus*, with the common names red sanders, red saunders, red sandalwood, Rakt Chandan, and saunderswood, is a species of *Pterocarpus* endemic to the southern Eastern Ghats mountain range of South India. This tree is valued for the rich red colour of its wood. The use of ethanolic extract is a cost-effective way to produce a quality extract from a large volume of plants. *Pterocarpus santalinus* has a characteristic anti-cariogenic and cytotoxic activity. This study aimed to find the Anti cariogenic and cytotoxic activity of *Pterocarpus santalinus* (Red sandal) ethanolic extract preparation.

Materials and Methods: The anticariogenic activity was done by using agar well diffusion technique and the cytotoxic activity was done by Brine Shrimp Lethality Assay. *Pterocarpus santalinus* were purchased commercially from an herbal health centre, in Chennai. The obtained powder *Pterocarpus santalinus* stored in an airtight container. 5 gram of powder is mixed with 50 ml of ethanol and kept in the orbital shaker for 72 hours, after it has boiled in a heating mantle at 62-70 degree c for 5-10 min. The extract is filtered using whatman filter paper 1. The filter extract again

[≡] Associate Professor;

[⊖] Professor;

*Corresponding author: E-mail: lakshmin.sdc@saveetha.com;

contracted using heating mantle.

Results: The extract shows very good anticariogenic and cytotoxic activity of *P.santalinus* ethanolic extract by using Brine Shrimp Lethality Assay.

Conclusion: The Anti-cariogenic and cytotoxic activity of Pterocarpus santalinus ethanolic extract preparation was effective.

Keywords: *Pterocarpus santalinus*; ethanolic extract; Anti-cariogenic; Cytotoxic activity.

1. INTRODUCTION

Pterocarpus santalinus also known as 'red sanders' or 'red sandalwood' is a species of *Pterocarpus* endemic to the southern Eastern Ghats mountain range of South India. It is locally known as 'Rakta Chandan'. *Pterocarpus santalinus* is a small-to-medium-sized deciduous tree belonging to the Fabaceae family. This tree is valued for the rich red colour of its wood. Red sandalwood is used for treating digestive tract problems, fluid retention, and coughs; and for "blood purification." In manufacturing, red sandalwood is used as a flavoring in alcoholic beverages. Bioactive compounds present in the plant's heartwood have been shown to have a wide range of biological activities, suggesting the potential of *pterocarpus santalinus* for the treatment of various diseases. It contains many other compounds that have medicinal properties. Red sanders has a characteristic anti-cariogenic and cytotoxic activity. Ethanol extraction is a process used in fine liquor distillation. It is done by soaking raw cannabis in ethanol to pull out a solvent and the cannabis is then removed. The ethanol extraction process is used to filter out alcohol content from extracted material.

Anti cariogenic producing or promoting the development of tooth decay cariogenic foods. Cariogenic bacteria including mutans streptococci and lactobacilli are partly but significantly involved in dental caries development. An effective prevention strategy against dental caries is to decrease the accumulation of this microbiota either in planktonic or in biofilm form. Medicinal plants have been investigated for possible anti-cancer effects to examine the cytotoxic activity of several medicinal plants on different tumor cell lines. Studies on cytotoxicity of Brine shrimp lethality assay utilizing is a more comprehensive and effective test more common to evaluate cytotoxicity of bioactive compounds. Our team has extensive knowledge and research experience that has translate into high quality publications [1-20]. The present study aimed to

biosynthesize the Anti-cariogenic and cytotoxic activity of red sandal ethanolic extract.

2. MATERIALS AND METHODS

2.1 Collection and Preparation of Plants

Pterocarpus santalinus were purchased commercially from an herbal health centre, in Chennai. The obtained powder *Pterocarpus santalinus* stored in an airtight container. 5 gram of powder is mixed with 50 ml of ethanol and kept in the orbital shaker for 72 hours, after it has boiled in a heating mantle at 62- 70°C for 5-10 min. The extract is filtered using whatman filter paper 1. The filter extract again contracted using heating mantle.

2.2 Plant Collection and Extraction

Leaves of *Pterocarpus santalinus* were collected from Saveetha dental college during July-september 2021. The species was identified and authenticated by a Taxonomist and voucher specimens were deposited. Shade dried and coarsely powdered leaves of *Pterocarpus Santalinus* (1g) were sequentially extracted with methanol at room temperature for 48 hrs. The extracts were filtered and concentrated under reduced pressure using a rotary evaporator to get completely dried extracts (PSMExt). The yield of the leaf crude extract was about 80 g.

2.3 Anticariogenic Activity

The anticariogenic activity was done by using agar well diffusion technique. 10µL of fresh microbial cultures such as *Streptococcus mutans*, *Staphylococcus aureus*, *Enterococcus faecalis*, *Candida albicans* were inoculated in sterile Hi-Veg broth medium and incubated for 18 hours in an orbital shaker at 120-150rpm. Mueller Hinton agar was prepared (For *Candida albicans* Rose Bengal Agar was used). The antimicrobial activity was done to analyse the efficacy of *Pterocarpus santalinus* Ethanolic extract at different concentrations against oral pathogens.

The oral pathogens were swabbed on the surface of each sterile MHA plate (For *Candida albicans* RBA plates) . A gel puncher was used to cut four wells to each plates. The first three wells were loaded with three different concentrations (25µL, 50µL,100 µL) of plant extracts. A standard antibiotic (Amoxyrite) was loaded in the fourth well. The plates were incubated at 37°C for 24 hours (*Candida albicans*- 48 hours of incubation). After the incubation period, the plates were observed and measured for zones of inhibition around each well.

Cytotoxic activity – BSLA

2.4 Brine Shrimp Lethality Assay

2.4.1 Salt water preparation

2g of iodine free salt was weighed and dissolved in 200ml of distilled water. 6 well ELISA plates were taken and 10-12 ml of saline water was filled. To that 10 nauplii were slowly added to each well (5µL,10µL,20µL,40µL,80µL). Then the

nanoparticles were added according to the concentration level. The plates were incubated for 24 hours. After 24 hours, the ELISA plates were observed and noted for number of live nauplii present and calculated by using following formula, number of dead nauplii/number of dead nauplii+number of live nauplii×100.

3. RESULTS

The results of anticariogenic activity and cytotoxic activity were depicted in (Figs. 1-2). In the present study, the total anticariogenic activity of *Pterocarpus Santalinus* ethanolic extract was determined using the Agar well diffusion technique and Brine shrimp lethality of cytotoxic activity in a concentration dependent manner. The result indicated that the PSE Ext significantly (<0.05) inhibited Amoxyrite.Brine shrimp lethality assay is an easy, rapid and sensitive method for the cytotoxic activity of the ethanolic extracts. The present study investigated the anticariogenic and cytotoxic activity of PSE Ext, and expressed the inhibition of Brine shrimp lethality assay using BSLA as standard reference.




Fig. 1 & 2. Preparation of ethanolic extract *Pterocarpus santalinus*

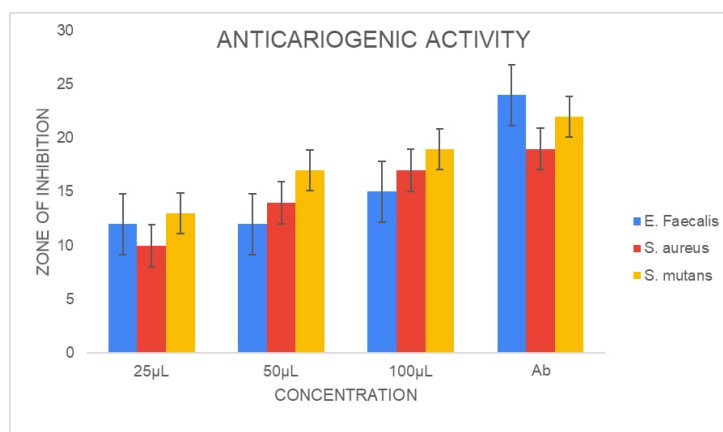


Fig. 3. The above figure depicts the anticariogenic activity with an increased zone of inhibition with a concentration in microlitres. X axis denotes concentration and the Y axis denotes the zone of inhibition in mm of *pterocarpus santalinus*

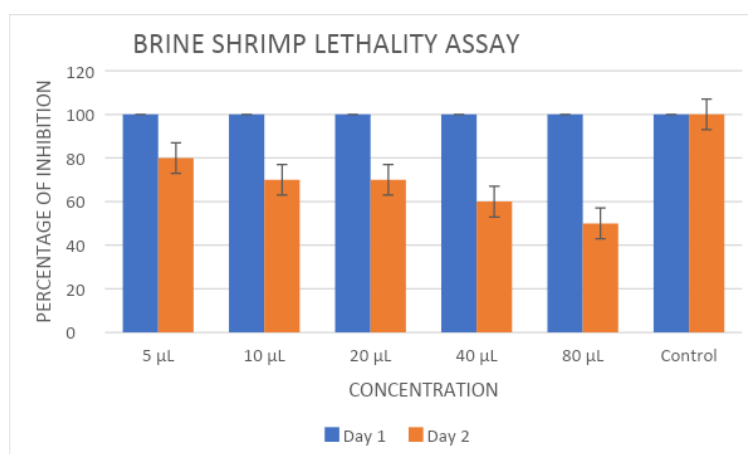


Fig. 4. The above graph depicts the cytotoxic activity of *Pterocarpus santalinus* ethanolic extract on Brine shrimp Lethality assay increased the percentage of inhibition with a concentration in microlitres. X axis denotes concentration and Y axis denotes percentage of inhibition of *Pterocarpus santalinus*

4. DISCUSSION

Pterocarpus santalinus ethanolic extract showed a significant Anti cariogenic and cytotoxic activity by BSLA. The anticariogenic activity of the *Pterocarpus santalinus* ethanolic extract has been taken. The values were compared to the standard Amoxyrite sodium. It was observed at (25µL,50µL,100µL,Ab) concentration. Anticariogenic activity against caries-causing microbes (*S. mutans*, *E. faecalis*, *S. aureus*, and) at different concentrations and zone of inhibition was measured in millimetre. Cytotoxic activity of *Pterocarpus santalinus* ethanolic extract on Brine shrimp Lethality assay increased the percentage of inhibition with a concentration in microlitres. It was observed at (5µL,10µL, 20µL,40µL, 80µL,Control) concentrations.

As compared to this study, it showed effective antimicrobial activity against cariogenic pathogens. The SeNPs synthesized with *Brassica oleracea* extract can be incorporated in toothpastes, gums, and mouthwashes that are cost-effective and also biocompatible and effective for the prevention of dental caries [21]. As compared to this study, it shows that anticariogenic activity of crude ethanol extracted from *Piper cubeba* seeds, the purified compounds cubebin and its semi-synthetic derivatives were evaluated against oral pathogens [22]. As we compared to this study, it shows that antibacterial activity and cytotoxic activity of medicinal leaf extracts of *Solanum torvum* are a potential source of anti-TB natural products [23]. As we compared to previous

studies, Cinnamon and sweet basil essential oils with impressive in vitro anti-cariogenic bacteria effects may be proposed as alternative and effective supplements to promote oral health status [24].

5. CONCLUSION

Based on our observations, it was confirmed that *Pterocarpus santalinus* (Red sandal) showed strong Anti-cariogenic activity and cytotoxic activity of ethanolic extract. This research is needed to identify biological activity of this medicinal plant. Furthermore, studies are aimed to identify bioactive molecules from the ethanolic extract of *Pterocarpus santalinus*.

ACKNOWLEDGMENTS

We would like to thank Saveetha Dental College and Hospitals, Saveetha Institute of Medical and Technical Sciences, Saveetha University for providing us with the support to conduct the study.

CONSENT

It is not applicable.

ETHICAL APPROVAL

It is not applicable.

COMPETING INTERESTS

Authors have declared that no competing interests exist.

REFERENCES

1. Veerasamy R. et al. 'Structure–Activity Relationship Analysis of Benzimidazoles as Emerging Anti-Inflammatory Agents: An Overview', *Pharmaceuticals*. 2021;14(7): 663.
2. Rajeshkumar S. et al. 'Biosynthesis of zinc oxide nanoparticles using *Mangifera indica* leaves and evaluation of their antioxidant and cytotoxic properties in lung cancer (A549) cells', *Enzyme and Microbial Technology*. 2018;91–95. DOI: 10.1016/j.enzmictec.2018.06.009.
3. Vairavel M, Devaraj E, Shanmugam R. 'An eco-friendly synthesis of *Enterococcus* sp.–mediated gold nanoparticle induces cytotoxicity in human colorectal cancer cells', *Environmental Science and Pollution Research*. 2020;8166–8175. DOI: 10.1007/s11356-019-07511-x.
4. Gomathi M. et al. 'Green synthesis of silver nanoparticles using *Gymnema sylvestre* leaf extract and evaluation of its antibacterial activity', *South African Journal of Chemical Engineering*. 2020:1–4. DOI: 10.1016/j.sajce.2019.11.005.
5. Rajasekaran, S. et al. 'Collective influence of 1-decanol addition, injection pressure and EGR on diesel engine characteristics fueled with diesel/LDPE oil blends', *Fuel*. 2020:118166. DOI: 10.1016/j.fuel.2020.118166.
6. Santhoshkumar J. et al. 'Toxicology evaluation and antidermatophytic activity of silver nanoparticles synthesized using leaf extract of *Passiflora caerulea*', *South African Journal of Chemical Engineering*. 2019:17–23. DOI: 10.1016/j.sajce.2019.04.001.
7. RKR et al. ' β -Sitosterol-assisted silver nanoparticles activates Nrf2 and triggers mitochondrial apoptosis via oxidative stress in human hepatocellular cancer cell line', *Journal of Biomedical Materials Research Part A*, pp. 2020:1899–1908. DOI: 10.1002/jbm.a.36953.
8. Saravanan M. et al. 'Synthesis of silver nanoparticles from *Phenerochaete chrysosporium* (MTCC-787) and their antibacterial activity against human pathogenic bacteria', *Microbial Pathogenesis*. 2018;117:68–72.
9. Gheena S, Ezhilarasan D. 'Syringic acid triggers reactive oxygen species-mediated cytotoxicity in HepG2 cells', *Human & Experimental Toxicology*. 2019;38(6): 694–702.
10. Ezhilarasan D, Sokal E, Najimi M. 'Hepatic fibrosis: It is time to go with hepatic stellate cell-specific therapeutic targets', *Hepatobiliary & pancreatic diseases international: HBPD INT*. 2018;17(3): 192–197.
11. Ezhilarasan D. 'Oxidative stress is bane in chronic liver diseases: Clinical and experimental perspective', *Arab Journal of gastroenterology: the official publication of the Pan-Arab Association of Gastroenterology*. 2018;19(2):56–64.
12. Gomathi AC. et al. 'Anticancer activity of silver nanoparticles synthesized using aqueous fruit shell extract of *Tamarindus indica* on MCF-7 human breast cancer cell line', *Journal of Drug Delivery Science and Technology*. 2020:101376. DOI: 10.1016/j.jddst.2019.101376.
13. Dua K. et al. 'The potential of siRNA based drug delivery in respiratory disorders: Recent advances and progress', *Drug Development Research*. 2019;80(6): 714–730.
14. Ramesh, A. et al. 'Comparative estimation of sulfiredoxin levels between chronic periodontitis and healthy patients - A case-control study', *Journal of periodontology*. 2018;89(10):1241–1248.
15. Arumugam P, George R, Jayaseelan VP. 'Aberrations of m6A regulators are associated with tumorigenesis and metastasis in head and neck squamous cell carcinoma'. *Archives of Oral Biology*. 2021;122:105030.
16. Joseph B, Prasanth CS. 'Is photodynamic therapy a viable antiviral weapon against COVID-19 in dentistry?', *Oral surgery, oral Medicine, Oral Pathology and Oral Radiology*. 2021:118–119.
17. Ezhilarasan D, Apoorva VS, Ashok Vardhan N. 'Syzygium cumini extract induced reactive oxygen species-mediated apoptosis in human oral squamous carcinoma cells', *Journal of oral pathology & medicine: official publication of the International Association of Oral Pathologists and the American Academy of Oral Pathology*, 2019;48(2):115–121.
18. Duraisamy R. et al. 'Compatibility of Non Original Abutments With Implants', *Implant Dentistry*. 2019:289–295. DOI: 10.1097/id.0000000000000885.
19. Gnanavel V, Roopan SM, Rajeshkumar S. 'Aquaculture: An overview of chemical ecology of seaweeds (food species) in

- natural products', Aquaculture. 2019:1–6.
DOI: 10.1016/j.aquaculture.2019.04.004.
20. Markov A. et al. 'Mesenchymal stem/stromal cells as a valuable source for the treatment of immune-mediated disorders', Stem Cell Research & Therapy; 2021.
DOI: 10.1186/s13287-021-02265-1.
 21. Dhanraj G, Rajeshkumar S. 'Anticariogenic Effect of Selenium Nanoparticles Synthesized Using Brassica oleracea', Journal of Nanomaterials. 2021:1–9.
DOI: 10.1155/2021/8115585.
 22. Ferrazzano GF. et al. 'Plant polyphenols and their anti-cariogenic properties: a review', Molecules. 2011;16(2):1486–1507.
 23. Nguta JM. et al. 'In vitro antimycobacterial and cytotoxic data on medicinal plants used to treat tuberculosis', Data in Brief, 7. 2016:1124–1130.
 24. Wiwattanarattanabut K, Choonharuangdej S, Srithavaj T. 'In Vitro Anti-Cariogenic Plaque Effects of Essential Oils Extracted from Culinary Herbs', Journal of clinical and diagnostic research: JCDR, 2017;11(9):DC30–DC35.

© 2021 Palani et al.; This is an Open Access article distributed under the terms of the Creative Commons Attribution License (<http://creativecommons.org/licenses/by/4.0>), which permits unrestricted use, distribution, and reproduction in any medium, provided the original work is properly cited.

Peer-review history:
The peer review history for this paper can be accessed here:
<https://www.sdiarticle5.com/review-history/77717>