



Comparative Studies of Seed Protectants for Longterm Ambient Storage of Mungbean against *Callosobruchus chinensis* (L.)

Jitender Bhati ^a, S. C. Vimal ^a and Pradip Kumar Saini ^{b*}

^a Department of Seed Science and Technology, ANDUA&T, Kumarganj, Ayodhya, 224229, India.

^b Department of Crop Physiology, ANDUA&T, Kumarganj, Ayodhya, 224229, India.

Authors' contributions

This work was carried out in collaboration among all authors. All authors read and approved the final manuscript.

Article Information

DOI: 10.9734/IJECC/2022/v12i930754

Open Peer Review History:

This journal follows the Advanced Open Peer Review policy. Identity of the Reviewers, Editor(s) and additional Reviewers, peer review comments, different versions of the manuscript, comments of the editors, etc are available here: <https://www.sdiarticle5.com/review-history/85064>

Received 03 February 2022

Accepted 13 April 2022

Published 21 April 2022

Original Research Article

ABSTRACT

A Comparative study was carried out to evaluate the newer insecticides and botanicals as seed protectants for long term ambient storage of mungbean (*Vigna radiata* (L.) Wilczek) against *Callosobruchus chinensis* (L.) under ambient condition use Complete Randomized Design (CRD) at Seed Entomology laboratory of Seed Science and Technology, Acharya Narendra Deva University of Agricultural and Technology, Kumarganj, Ayodhya during 2019-2020. Sixteen included control newer insecticides and botanicals viz. Emamectin benzoate @ 40.0 mg/kg¹ seed, Spinetorum @ 8.5 mg/kg⁻¹ seed, Sivanto prime @ 0.01 ml/kg⁻¹ seed, Karanj oil@ 5ml/kg seed, Castor oil @ 5 ml/kg seed, Sunflower oil @ 5 ml/kg seed, Mustard oil @ 5 ml/kg seed, Sesamum oil @ 5 ml/kg seed, Neem oil @ 5 ml/kg seed, Neemoz gold @ 5 ml/kg⁻¹ seed , Coconut oil @ 5 ml/kg seed, Neem leaf powder @ 5g/kg seed, Neem kernel powder @ 5g/kg seed and Gorakhmundi powder @5g/kg seed as seed protectants along with Deltamethrin 2.8 EC @ 0.04ml/kg seed as check were tried to evaluated under ambient condition. Among tested seed protectants, Emamectin benzoate @ 40.0 mg/kg¹seed followed by Sivanto prime @ 0.01 ml/kg⁻¹ seed, Spinetorum @ 8.5 mg/kg⁻¹ seed, Neemoz gold @ 5 ml/kg⁻¹ seed and Karanj oil@ 5ml/kg seed was found most effective treatment against *Callosobruchus chinensis* (L.) due to least seed damage (1%) and weight loss (0.84%) with high germination percent (86.83%) in mungbean for long term (upto 6 months) under ambient storage condition.

*Corresponding author: E-mail: pksainicropphysiology@gmail.com;

Keywords: Storability; Seed protectants; mungbean.

1. INTRODUCTION

Mungbean (*Vigna radiata* (L.) Wilczek) is under cultivation since prehistoric time in India. It is also known as mung, mungo, golden gram, green gram, chick saw pea and oregon pea [1]. *Vigna radiata* (L.) Wilczek, often known as green gram or mungbean, is the third most popular and important pulse crop throughout south Asia including India. About 70% of the world's production of green gram is from India wherein, it is cultivated annually in an area of about 3 million hectares with total production and average productivity of 0.25 MT and 425 kg/ha, respectively [2]. The important green gram growing states in the country are Rajasthan, Maharashtra, Madhya Pradesh, Tamil Nadu, Andhra Pradesh, Karnataka, Orissa, Bihar and Uttar Pradesh [3]. As many as 65 different insect species attack green gram at its different pre- and post-harvest stages [4]. Among these, the pulse beetle, *Callosobruchus chinensis* (L.) (Coleoptera : Bruchidae) is the major and most destructive pest causing 50 to 60% damages in green gram seeds under storage condition [5]. According to [6], the extent of damage in green gram seeds due to bruchids can be up to 100% during a period of one year of storage.

A number of insect-pests attack the stored grains, seeds and other products. Among the important insect pests of stored grains, the pulse beetle, *Callosobruchus chinensis* L. (Bruchidae: Coleoptera), causes substantial losses to the pulses in the storage though the initial infestation occurs in the field itself. It causes weight loss, decreased germination potential and reduction in the commercial value of the seed [7,8,9]. Botanicals can be used to keep the stored grains free from pulse beetle attack and for long term storability and quality parameters of stored grains. Various locally available plant products have been tried recently with good degree of success against a number of stored grain insect pests [10,11,12,13,14].

2. MATERIALS AND METHODS

The laboratory studies were conducted in Complete Randomized Design (CRD) with sixteen treatments included control with three replications in Seed Entomology Laboratory, Seed Science and Technology Section of Acharya Narendra Deva University of Agricultural and Technology, Kumarganj, Ayodhya during

2019-20. For this purpose, disinfested seed of mungbean seed cv IPM-2-3 was used. From disinfested seed five hundred gram of seed was mix with required quantities of seed protectant after diluting in water @ 5 ml/kg seed as per technical programme taken for each replication in each treatment for proper seed coating. After mixing the protectants and drying in shade, seed was packed in 1kg capacity of gunny (Jute) bags. The packed bags were kept on racks under ambient conditions in the laboratory of seed entomology for observations. The observations were recorded at 2, 4 and 6 months of storage periods. From each replication of seed treatments three hundred seed was randomly selected carefully to sort out the healthy and unhealthy seed with the help of magnifying lens (10X). By using a given formula [15].

$$\text{Percent seed damage (bored seed)} = \frac{\text{Number of bored seed in a sample}}{\text{Total number of seed in a sample}} \times 100$$

To evaluate the percent loss of weight mungbean seed, 100 seed was taken from each replication of each treatment and carefully examined with the help of a magnifying lens (10X) to separate those damaged (bored) seed by using the given formula [16].

Percent weight loss in seed =

$$\frac{\text{Wt of the damaged seed of sample}}{\text{Total wt of seed in sample}} \times 100$$

Seed moisture content of mungbean in each replication of each seed protectants was recorded with the help of MAC Digital Moisture Meter.

Obtaining the germination percent of mung bean seed by [17] given formula:

$$\text{Percent Seed germination} = \frac{\text{Total number of germinated seed}}{\text{Total number of seed plated}} \times 100$$

3. RESULTS AND DISCUSSION

3.1 Percent Seed Damage

The results revealed that (Table 1 and Fig. 1) seed damage percentage was influenced by the nature of seed protectants, storage durations and environmental condition of storage.

At 2 months of storage, pooled mean of both years the percent seed damage (Fig. 1) was ranged from 0.11 to 25.16 percent. The maximum percent seed damage was found in Gorakmundi powder @ 5g/kg⁻¹ seed (2.77%) followed by Castor oil @ 5ml/kg⁻¹ seed (2.44%), Sesamum oil @ 5ml/kg⁻¹ seed (2.22%), Coconut oil @ 5ml/kg⁻¹ seed (2.00%) and Neem kernel powder @ 5g/kg⁻¹ seed (1.55%). The minimum percent seed damage was found in Emamectin benzoate @ 40.0 mg/kg⁻¹ seed (0.11%) followed by Sivanto prime @ 0.01 ml/kg⁻¹ seed (0.22%), Spinetorum @ 8.5mg/kg⁻¹ seed (0.55%), Neemoz gold @ 5ml/kg⁻¹ seed (0.78%) and Karanj oil @ 5ml/kg⁻¹ seed (1.00%) as compared to Deltamethrin 2.8 EC @ 0.04 ml/kg⁻¹ seed (0.38%).

At 4 months of storage, pooled mean of both years the percent seed damage was ranged from 0.27 to 32.83. The maximum percent seed damage was found in Gorakmundi powder @ 5g/kg⁻¹ seed (3.61%) followed by Castor oil @ 5ml/kg⁻¹ seed (2.88%), Sesamum oil @ 5ml/kg⁻¹ seed (2.50%), Coconut oil @ 5ml/kg⁻¹ seed (2.22%) and Neem kernel powder @ 5g/kg⁻¹ seed (1.78%). The minimum percent seed damage was found in Emamectin benzoate @ 40.0 mg/kg⁻¹ seed (0.27%) followed by Sivanto prime @ 0.01 ml/kg⁻¹ seed (0.44%), Deltamethrin 2.8 EC @ 0.04 ml/kg⁻¹ seed (0.55%), Spinetorum @ 8.5mg/kg⁻¹ seed (0.66%) and Neemoz gold @ 5ml/kg⁻¹ seed (0.94%), respectively.

At 6 months of storage, pooled mean of both years the seed damage ranged 0.44-47.05 per cent. The maximum percent seed damage was found in Gorakmundi powder @ 5g/kg⁻¹ seed (5.00%) followed by Castor oil @ 5ml/kg⁻¹ seed (4.89%), Sesamum oil @ 5ml/kg⁻¹ seed (4.60%), Coconut oil @ 5ml/kg⁻¹ seed (3.94%) and Neem kernel powder @ 5g/kg⁻¹ seed (2.33%). The minimum percent seed damage was found in Emamectin benzoate @ 40.0 mg/kg⁻¹ seed (0.44%) followed by Sivanto prime @ 0.01 ml/kg⁻¹ seed (0.61%), Spinetorum @ 8.5mg/kg⁻¹ seed (0.83%), Neemoz gold @ 5ml/kg⁻¹ seed (1.38%) and Karanj oil @ 5ml/kg⁻¹ seed (1.66%) as compared to Deltamethrin 2.8 EC @ 0.04 ml/kg⁻¹ seed (0.72%). These findings were also supported by Kumar *et al.* [18] in mungbean, whereas Rajasri and Rao [19] in bengal gram.

All treatment was significantly superior than the untreated control that has maximum insect damage (47.05%) at 6 months of storage period. Seed damage was increased significantly as increased storage period and value of the

damage per cent less to higher from starting to till 6 months of storage.

3.3 Percent Weight Loss

The result (Table 2 and Fig.2) showed the variation pooled mean of both years in percent loss of seed weight in mungbean seed at different storage periods. All the seed protectants at 6 months were found significant over control.

At 2 months of storage, pooled mean of both years the percent loss of seed weight ranged between 0.04 to 15.33 percent. The maximum percent loss of seed weight was found in Gorakmundi powder @ 5g/kg⁻¹ seed (1.42%) followed by Castor oil @ 5ml/kg⁻¹ seed (1.23%), Sesamum oil @ 5ml/kg⁻¹ seed (1.10%), Coconut oil @ 5ml/kg⁻¹ seed (1.02%) and Neem kernel powder @ 5g/kg⁻¹ seed (0.70%). The minimum percent loss of weight was found in Emamectin benzoate @ 40.0 mg/kg⁻¹ seed (0.04%) followed by Sivanto prime @ 0.01 ml/kg⁻¹ seed (0.09%), Spinetorum @ 8.5mg/kg⁻¹ seed (0.21%), Neemoz gold @ 5ml/kg⁻¹ seed (0.31%) and Karanj oil @ 5ml/kg⁻¹ seed (0.44%) as compared to Deltamethrin 2.8 EC @ 0.04 ml/kg⁻¹ seed (0.15%).

At 4 months of storage, pooled mean of both years the percent loss of seed weight ranged from 0.11 to 30.18 per cent. The maximum percent loss of seed weight was found in Gorakmundi powder @ 5g/kg⁻¹ seed (1.81%) followed by Castor oil @ 5ml/kg⁻¹ seed (1.47%), Sesamum oil @ 5ml/kg⁻¹ seed (1.28%), Coconut oil @ 5ml/kg⁻¹ seed (1.15%) and Neem kernel powder @ 5g/kg⁻¹ seed (0.78%). The minimum percent seed damage were recorded in Emamectin benzoate @ 40.0 mg/kg⁻¹ seed (0.11%) followed by Sivanto prime @ 0.01 ml/kg⁻¹ seed (0.17%), Spinetorum @ 8.5mg/kg⁻¹ seed (0.27%), Neemoz gold @ 5ml/kg⁻¹ seed (0.45%) and Karanj oil @ 5ml/kg⁻¹ seed (0.57%) as compared to Deltamethrin 2.8 EC @ 0.04 ml/kg⁻¹ seed (0.24%).

At 6 months of storage, pooled mean of both years the loss of seed weight was ranged from 0.18 to 44.53 percent. The maximum percent loss of seed weight was found in Gorakmundi powder @ 5g/kg⁻¹ seed (2.57%) followed by Castor oil @ 5ml/kg⁻¹ seed (2.55%), Sesamum oil @ 5ml/kg⁻¹ seed (2.25%), Coconut oil @ 5ml/kg⁻¹ seed (2.01%) and Neem kernel powder @ 5g/kg⁻¹ seed (1.17%). The minimum percent loss of seed weight was found in Emamectin

benzoate @ 40.0 mg/kg⁻¹ seed (0.18%) followed by Sivanto prime @ 0.01 ml/kg⁻¹ seed (0.27%), Spinetorum @ 8.5mg/kg⁻¹ seed (0.37%), Neemoz gold @ 5ml/kg⁻¹ seed (0.69%) and Karanj oil @ 5ml/kg⁻¹ seed (0.80%) as compared to Deltamethrin 2.8 EC @ 0.04 mlkg⁻¹ seed (0.31%). The loss of seed weight in control was 44.53 per cent significantly higher than all treatments.

These findings were also supported by Kumari et al. [20] in pigeon pea, whereas Tabu et al. [21] in chickpea.

3.4 Percent Seed Moisture Content

The result (Table 3 and Fig.3) showed the variation pooled mean of both years in percent seed moisture content in mungbean seed at different storage periods. All the seed protectants at 6 months were found significant over control.

At 2 months of storage, perusal of the result revealed that pooled mean of both years the seed moisture content ranged from 10.75-11.62 percent. The maximum percent seed moisture with 11.62% was found in Neem leaf powder @ 5g kg⁻¹ followed by Neem kernel powder @ 5g kg⁻¹ seed (11.59%) as compared to Deltamethrin 2.8 EC @ 0.04 ml kg⁻¹ seed (11.28) as a check. The minimum percent seed moisture content with 10.75% was found in Castor oil @ 5ml kg⁻¹ seed followed by Sesamum oil @ 5ml kg⁻¹ seed (10.79%) and Coconut oil @ 5ml/kg⁻¹ seed (10.82) respectively.

At 4 months of storage, pooled mean of both years the percent seed moisture content was ranged from 11.48-12.26 per cent. The maximum percent seed moisture with 12.26% was recorded in Neem leaf powder @ 5g kg⁻¹ followed by Neem kernel powder @ 5g kg⁻¹ seed (12.20%) was recorded as compared to Deltamethrin 2.8 EC @ 0.04 ml kg⁻¹ seed (11.82%) as a check. The minimum seed moisture content was found 11.48% in Castor oil @ 5ml kg⁻¹ seed followed by Sesamum oil @ 5ml kg⁻¹ seed (11.53%) and Coconut oil @ 5ml/kg⁻¹ seed (11.56%) respectively.

At 6 months of storage pooled mean of both years the percent seed moisture content was range from 11.91-12.77. The maximum seed moisture per cent was observed in Neem leaf powder @ 5g kg⁻¹ seed (12.77%) followed by Neem kernel powder @ 5g kg⁻¹ seed (12.72%) as compared to Deltamethrin 2.8 EC @ 0.04 ml

kg⁻¹ seed (12.48) as a check. The minimum percent seed moisture content was found 11.91% in Castor oil @ 5ml kg⁻¹ seed followed by Sesamum oil @ 5ml kg⁻¹ seed (11.97%) and Coconut oil @ 5ml/kg⁻¹ seed (12.02) respectively.

Similar findings have been reported by several workers such as Chirag et al. [22] and Neupane et al. [23] in mungbean.

The significant difference in seed moisture content percent due to botanicals treatments and months of storage period. The seed moisture content was directly related to the environmental condition with a significant effect of seed coating.

3.5 Percent Seed Germination

The results (Table 4 and Fig.4) showed the significant differences in percent seed germination among different protectants were found at 2, 4 and 6 months of storage during 2019 and 2020.

At 2 months of storage pooled mean of both years the percent seed germination was ranged from 83.99-93.83. The maximum percent seed germination was recorded in Emamectin benzoate @ 40.0 mg/kg⁻¹ seed (93.83%) followed by Sivanto prime @ 0.01 ml/kg⁻¹ seed (93.16%), Spinetorum @ 8.5 mg/kg⁻¹ seed (92.49%), Neemoz gold @ 5 ml/kg⁻¹ seed (92.00%) as compared to Deltamethrin 2.8 EC @ 0.04 ml kg⁻¹ (92.83%). The minimum percent seed germination was recorded in Gorakhmundi powder @ 5g/kg⁻¹ seed (86.99%) followed by castor oil @ 5ml/ kg⁻¹ seed (87.66%), Sesamum oil @ 5 ml/kg⁻¹seed (87.99%) and Coconut oil @5ml/kg⁻¹ seed (89.16%).

At 4 months of storage pooled mean of both years the percent seed germination was ranged from 76.49-90.99. The maximum percent seed germination was recorded in Emamectin benzoate @ 40.0 mg/kg⁻¹ seed (90.99%) followed by Sivanto prime @ 0.01 ml/kg⁻¹ seed (90.50%), Spinetorum @ 8.5mg/kg⁻¹ seed (89.49%), Neemoz gold @ 5ml/kg⁻¹ seed (88.83%) and Karanj oil @ 5ml/kg⁻¹ seed (87.99%) as compared to Deltamethrin 2.8 EC @ 0.04 mlkg⁻¹ seed (89.83%).The minimum percent seed germination was recorded in Gorakhmundi powder @ 5g/kg⁻¹ seed (82.83%) followed by Castor oil @ 5ml/kg⁻¹ seed (83.83%), Sesamum oil @ 5ml/kg⁻¹ seed (84.16%), Coconut oil @ 5ml/kg⁻¹ seed (84.49%) and Neem kernel powder @ 5g/kg⁻¹ seed (85.66%).

Table 1. Effect of newer insecticides and botanicals against *Callosobruchus chinensis* as seed protectants on percent seed damage in mungbean at 2, 4 and 6 months of ambient storage during 2019 and 2020

Treatment		Seed Damage (%)								
		2 months			4 months			6 months		
		2019	2020	P.M	2019	2020	P.M	2019	2020	P.M
T ₁	Emamectin benzoate@40mg/kg	0.11 (1.09)	0.11 (1.09)	0.11	0.33 (3.29)	0.22 (2.19)	0.27	0.55 (4.22)	0.33 (3.29)	0.44
T ₂	Spinotorum (11.7%SC@8.5mg/kg)	0.67 (4.69)	0.44 (3.76)	0.55	0.78 (5.04)	0.55 (4.22)	0.66	0.89 (5.39)	0.78 (5.04)	0.83
T ₃	Sivanto (17.09%SL@0.01ml/kg)	0.22 (2.19)	0.22 (2.19)	0.22	0.55 (4.22)	0.33 (3.29)	0.44	0.67 (4.69)	0.55 (4.22)	0.61
T ₄	Deltamethrin (Decis (2.8%EC@0.04ml/kg) Check	0.44 (3.76)	0.33 (2.29)	0.38	0.67 (4.69)	0.44 (3.76)	0.55	0.78 (5.04)	0.67 (4.69)	0.72
T ₅	Karanj oil@5ml/kg	1.22 (6.32)	0.78 (5.04)	1.00	1.44 (6.89)	0.89 (5.39)	1.16	1.89 (7.89)	1.44 (6.88)	1.66
T ₆	Castor oil@5ml/kg	2.67 (9.40)	2.22 (8.56)	2.44	3.22 (10.33)	2.55 (9.16)	2.88	4.89 (12.77)	4.89 (12.77)	4.89
T ₇	Sunflower oil@5ml/kg	1.89 (7.89)	1.44 (6.88)	1.66	2.00 (8.13)	1.89 (7.89)	1.94	3.66 (11.03)	2.11 (8.34)	2.88
T ₈	Mustard oil@5ml/kg	2.00 (8.13)	1.78 (7.65)	1.89	2.11 (8.34)	2.00 (8.12)	2.05	4.11 (11.69)	2.22 (8.56)	3.16
T ₉	Sesamum oil@5ml/kg	2.33 (8.78)	2.11 (8.32)	2.22	2.67 (9.38)	2.33 (8.77)	2.50	4.66 (12.46)	4.55 (12.32)	4.60
T ₁₀	Neem oil@5ml/kg	1.33 (6.62)	1.11 (6.03)	1.22	1.56 (7.15)	1.22 (6.32)	1.39	2.22 (8.56)	1.44 (6.88)	1.83
T ₁₁	Neemoz gold@5ml/kg	0.89 (5.39)	0.67 (4.69)	0.78	1.11 (6.03)	0.78 (5.04)	0.94	1.66 (7.39)	1.11 (6.03)	1.38
T ₁₂	Coconut oil@5ml/kg	2.11 (8.34)	1.89 (7.89)	2.00	2.33 (8.77)	2.11 (8.34)	2.22	4.22 (11.85)	3.66 (11.02)	3.94
T ₁₃	Neem leaf powder@5g/kg	1.44 (6.89)	1.22 (6.32)	1.33	1.78 (7.66)	1.44 (6.88)	1.61	2.66 (9.38)	1.67 (7.42)	2.16
T ₁₄	Neem kernel powder@5g/kg	1.78 (7.66)	1.33 (6.62)	1.55	1.89 (7.89)	1.67 (7.42)	1.78	2.78 (9.59)	1.89 (7.89)	2.33
T ₁₅	Gorakhmundi	3.22	2.33	2.77	3.56	3.66	3.61	5.00	5.00	5.00

Treatment	Seed Damage (%)								
	2 months			4 months			6 months		
	2019	2020	P.M	2019	2020	P.M	2019	2020	P.M
T ₁₆ powder@5g/kg	(10.33)	(8.77)		(10.86)	(11.03)		(12.91)	(12.91)	
Untreated control	24.78	25.55	25.16	32.55	33.11	32.83	46.88	47.22	47.05
	(29.84)	(30.35)		(34.77)	(35.11)		(43.20)	(43.39)	
SEm±	0.15	0.13	0.14	0.13	0.12	0.12	0.15	0.13	0.14
CD at 5%	0.43	0.39	0.41	0.38	0.36	0.37	0.45	0.38	0.41

Table 2. Effect of newer insecticides and botanicals against *Callosobruchus chinensis* as seed protectants on percent weight loss in mungbean at 2, 4 and 6 months of ambient storage during 2019 and 2020

Treatment	Weight loss (%)								
	2 months			4 months			6 months		
	2019	2020	P.M	2019	2020	P.M	2019	2020	P.M
T ₁ Emamectin	0.04	0.05	0.04	0.13	0.10	0.11	0.21	0.15	0.18
benzoate@40mg/kg	(0.66)	(0.71)		(2.03)	(1.50)		(2.61)	(2.19)	
T ₂ Spinotorum	0.25	0.18	0.21	0.32	0.22	0.27	0.40	0.35	0.37
(11.7%SC@8.5mg/kg)	(2.88)	(2.39)		(3.22)	(2.69)		(3.57)	(3.38)	
T ₃ Sivanto	0.09	0.10	0.09	0.19	0.15	0.17	0.27	0.28	0.27
(17.09%SL@0.01ml/kg)	(1.43)	(1.48)		(2.49)	(2.24)		(2.96)	(3.07)	
T ₄ Deltamethrin (Decis	0.17	0.13	0.15	0.29	0.19	0.24	0.34	0.29	0.31
(2.8%EC@0.04ml/kg) Check	(2.30)	(2.06)		(3.10)	(2.46)		(3.31)	(3.10)	
T ₅ Karanj oil@5ml/kg	0.57	0.32	0.44	0.74	0.41	0.57	0.93	0.68	0.80
	(4.31)	(3.19)		(4.91)	(3.65)		(5.53)	(4.74)	
T ₆ Castor oil@5ml/kg	1.25	1.21	1.23	1.56	1.38	1.47	2.56	2.55	2.55
	(6.42)	(6.30)		(7.16)	(6.74)		(9.19)	(9.24)	
T ₇ Sunflower oil@5ml/kg	0.81	0.66	0.73	1.01	1.01	1.01	1.76	1.14	1.45
	(5.15)	(4.67)		(5.76)	(5.74)		(7.61)	(6.12)	
T ₈ Mustard oil@5ml/kg	0.92	0.88	0.90	1.02	1.13	1.07	1.97	1.21	1.59
	(5.50)	(5.36)		(5.78)	(6.09)		(8.07)	(6.30)	
T ₉ Sesamum oil@5ml/kg	1.12	1.08	1.10	1.30	1.27	1.28	2.11	2.40	2.25
	(6.07)	(5.91)		(6.53)	(6.47)		(8.34)	(8.91)	
T ₁₀ Neem oil@5ml/kg	0.65	0.50	0.57	0.79	0.59	0.69	1.08	0.69	0.88
	(4.62)	(4.02)		(5.10)	(4.38)		(5.97)	(4.76)	

Treatment	Weight loss (%)									
	2 months			4 months			6 months			
	2019	2020	P.M	2019	2020	P.M	2019	2020	P.M	
T ₁₁	Neemoz gold@5ml/kg	0.37 (3.48)	0.25 (2.84)	0.31	0.57 (4.34)	0.33 (3.24)	0.45	0.84 (5.23)	0.54 (4.19)	0.69
T ₁₂	Coconut oil@5ml/kg	1.01 (5.77)	1.03 (5.81)	1.02	1.12 (6.07)	1.19 (6.26)	1.15	2.07 (8.26)	1.95 (8.01)	2.01
T ₁₃	Neem leaf powder@5g/kg	0.68 (4.71)	0.56 (4.27)	0.62	0.80 (5.11)	0.69 (4.75)	0.74	1.29 (6.51)	0.76 (4.99)	1.02
T ₁₄	Neem kernel powder@5g/kg	0.76 (5.00)	0.65 (4.61)	0.70	0.82 (5.21)	0.75 (4.96)	0.78	1.35 (6.67)	1.00 (5.78)	1.17
T ₁₅	Gorakhmundi powder@5g/kg	1.59 (7.25)	1.25 (6.51)	1.42	1.80 (7.71)	1.83 (7.77)	1.81	2.59 (9.26)	2.56 (9.20)	2.57
T ₁₆	Untreated control	15.82 (23.43)	14.84 (22.64)	15.33	29.97 (33.17)	30.39 (33.44)	30.18	44.38 (41.76)	44.68 (41.93)	44.53
	SEm±	0.03	0.07	0.05	0.07	0.07	0.07	0.11	0.06	0.08
	CD at 5%	0.10	0.21	0.15	0.21	0.20	0.20	0.32	0.19	0.25

Table 3. Effect of newer insecticides and botanicals against *Callosobruchus chinensis* as seed protectants on percent seed Moisture content in mungbean at 2, 4 and 6 months of ambient storage during 2019 and 2020

Treatment	Seed Moisture content (%)									
	2 months			4 months			6 months			
	2019	2020	P.M	2019	2020	P.M	2019	2020	P.M	
T ₁	Emamectin benzoate@40mg/kg	11.47 (19.79)	11.50 (19.82)	11.48	11.85 (20.13)	12.02 (20.28)	11.93	12.57 (20.75)	12.67 (20.28)	12.62
T ₂	Spinotorum (11.7%SC@8.5mg/kg)	11.08 (19.43)	11.20 (19.55)	11.14	11.75 (20.04)	11.79 (20.08)	11.77	12.43 (20.64)	12.49 (20.08)	12.46
T ₃	Sivanto (17.09%SL@0.01ml/kg)	11.35 (19.68)	11.37 (19.70)	11.36	11.80 (20.08)	11.91 (20.18)	11.85	12.52 (20.71)	12.61 (20.18)	12.56
T ₄	Deltamethrin (Decis (2.8%EC@0.04ml/kg) Check	11.25 (19.59)	11.32 (19.65)	11.28	11.77 (20.06)	11.88 (20.16)	11.82	12.47 (20.67)	12.58 (20.16)	12.52
T ₅	Karanj oil@5ml/kg	10.90 (19.27)	11.00 (19.36)	10.95	11.67 (19.97)	11.70 (20.00)	11.68	11.95 (20.21)	12.39 (20.00)	12.17
T ₆	Castor oil@5ml/kg	10.73	10.77	10.75	11.48	11.48	11.48	11.69	12.14	11.91

Treatment	Seed Moisture content (%)									
	2 months			4 months			6 months			
	209	2020	P.M	2019	2020	P.M	2019	2020	P.M	
T ₇	Sunflower oil@5ml/kg	(19.11)	(19.16)	10.88	(19.80)	(19.76)	11.63	(19.98)	(19.76)	12.09
		10.85	10.91		11.61	11.66		11.85	12.33	
T ₈	Mustard oil@5ml/kg	(19.22)	(19.28)	10.84	(19.91)	(19.96)	11.61	(20.13)	(19.96)	12.05
		10.81	10.88		11.58	11.64		11.81	12.29	
T ₉	Sesamum oil@5ml/kg	(19.19)	(19.25)	10.79	(19.89)	(19.94)	11.53	(20.09)	(19.94)	11.97
		10.75	10.83		11.53	11.54		11.75	12.19	
T ₁₀	Neem oil@5ml/kg	(19.13)	(19.20)	10.91	(19.84)	(19.85)	11.66	(20.04)	(19.85)	12.12
		10.88	10.94		11.65	11.68		11.89	12.36	
T ₁₁	Neemoz gold@5ml/kg	(19.25)	(19.31)	10.99	(19.95)	(19.98)	11.74	(20.16)	(19.98)	12.25
		10.95	11.04		11.72	11.76		12.04	12.46	
T ₁₂	Coconut oil@5ml/kg	(19.31)	(19.40)	10.82	(20.01)	(20.05)	11.56	(20.29)	(20.05)	12.02
		10.79	10.85		11.55	11.57		11.79	12.25	
T ₁₃	Neem leaf powder@5g/kg	(19.16)	(19.23)	11.62	(19.86)	(19.88)	12.26	(20.07)	(19.88)	12.77
		11.54	11.71		11.97	12.56		12.75	12.79	
T ₁₄	Neem kernel powder@5g/kg	(19.85)	(20.00)	11.59	(20.23)	(20.74)	12.20	(20.91)	(20.74)	12.72
		11.51	11.68		11.92	12.49		12.69	12.75	
T ₁₅	Gorakhmundi powder@5g/kg	(19.82)	(19.97)	11.52	(20.19)	(20.68)	12.12	(20.86)	(20.68)	12.65
		11.48	11.57		11.88	12.36		12.61	12.69	
T ₁₆	Untreated control	(19.80)	(19.88)	10.96	(20.15)	(20.57)	11.71	(20.79)	(20.57)	12.21
		10.92	11.01		11.69	11.73		12.01	12.42	
	SEm±	(19.29)	(19.37)		(19.99)	(20.02)		(20.27)	(20.02)	
	CD at 5%	0.008	0.013	0.01	0.009	0.011	0.01	0.010	0.011	0.06
		0.023	0.038	0.03	0.027	0.032	0.03	0.029	0.031	0.16

Table 4. Effect of newer insecticides and botanicals against *Callosobruchus chinensis* as seed protectants on percent seed Germination in mungbean at 2, 4 and 6 months of ambient storage during 2019 and 2020

Treatment	Seed Germination (%)									
	2 months			4 months			6 months			
	2019	2020	P.M	2019	2020	P.M	2019	2020	P.M	
T ₁	Emamectin benzoate@40mg/kg	94.33 (76.24)	93.33 (75.01)	93.83	91.33 (72.89)	90.66 (72.18)	90.99	86.00 (68.00)	87.66 (69.41)	86.83
T ₂	Spinotorum (11.7%SC@8.5mg/kg)	93.33 (75.07)	91.66 (73.23)	92.49	89.66 (71.22)	89.33 (70.91)	89.49	84.33 (66.67)	85.00 (67.19)	84.66
T ₃	Sivanto (17.09%SL@0.01ml/kg)	94.00 (75.82)	92.33 (73.90)	93.16	91.00 (72.53)	90.00 (71.55)	90.50	85.00 (67.19)	86.33 (68.28)	85.66
T ₄	Deltamethrin (Decis (2.8%EC@0.04ml/kg) Check	93.66 (75.40)	92.00 (73.56)	92.83	90.00 (71.55)	89.66 (71.22)	89.83	84.66 (66.93)	85.66 (67.74)	85.16
T ₅	Karanj oil@5ml/kg	92.66 (74.29)	89.66 (71.22)	91.16	87.66 (69.42)	88.33 (70.00)	87.99	82.00 (64.88)	83.66 (66.14)	82.83
T ₆	Castor oil@5ml/kg	89.33 (70.96)	86.00 (68.00)	87.66	84.00 (66.40)	83.66 (66.14)	83.83	78.00 (62.00)	79.33 (62.94)	78.66
T ₇	Sunflower oil@5ml/kg	91.33 (71.91)	88.33 (70.00)	89.83	85.33 (67.47)	85.00 (67.19)	85.16	80.00 (63.18)	81.66 (64.63)	80.83
T ₈	Mustard oil@5ml/kg	91.00 (72.53)	88.00 (69.71)	89.50	85.00 (67.19)	84.66 (66.92)	84.83	79.66 (63.18)	81.33 (64.38)	80.49
T ₉	Sesamum oil@5ml/kg	89.66 (71.28)	86.33 (68.28)	87.99	84.33 (66.66)	84.00 (66.40)	84.16	78.66 (62.47)	80.00 (63.41)	79.33
T ₁₀	Neem oil@5ml/kg	92.33 (73.90)	89.33 (70.91)	90.83	87.33 (69.15)	86.33 (68.28)	86.83	81.00 (64.13)	83.00 (65.63)	82.00
T ₁₁	Neemoz gold@5ml/kg	93.00 (74.65)	91.00 (72.53)	92.00	89.00 (70.61)	88.66 (70.32)	88.83	84.00 (66.40)	84.66 (66.92)	84.33
T ₁₂	Coconut oil@5ml/kg	90.66 (72.20)	87.66 (69.41)	89.16	84.66 (66.93)	84.33 (66.66)	84.49	79.00 (62.70)	80.66 (63.89)	79.83
T ₁₃	Neem leaf powder@5g/kg	92.00 (73.56)	89.00 (70.61)	90.50	86.66 (68.56)	86.00 (68.00)	86.33	80.66 (63.90)	82.66 (65.38)	81.66
T ₁₄	Neem kernel powder@5g/kg	91.66 (73.23)	88.66 (70.32)	90.16	86.00 (68.00)	85.33 (67.47)	85.66	80.33 (63.66)	82.33 (65.13)	81.33
T ₁₅	Gorakhmundi powder@5g/kg	88.66	85.33	86.99	83.00	82.66	82.83	77.00	78.33	77.66

Treatment	Seed Germination (%)									
	2 months			4 months			6 months			
	2019	2020	P.M	2019	2020	P.M	2019	2020	P.M	
T ₁₆	Untreated control	(70.32)	(67.45)	83.99	(65.63)	(65.37)	76.49	(61.32)	(62.23)	69.83
		85.33	82.66		76.66	76.33		69.33	70.33	
		(67.47)	(65.38)		(61.10)	(60.87)		(56.35)	(56.98)	
	SEm±	0.80	0.55	0.67	0.55	0.56	0.55	0.74	0.63	0.68
	CD at 5%	2.32	1.60	1.96	1.60	1.67	1.63	2.16	1.84	2.00

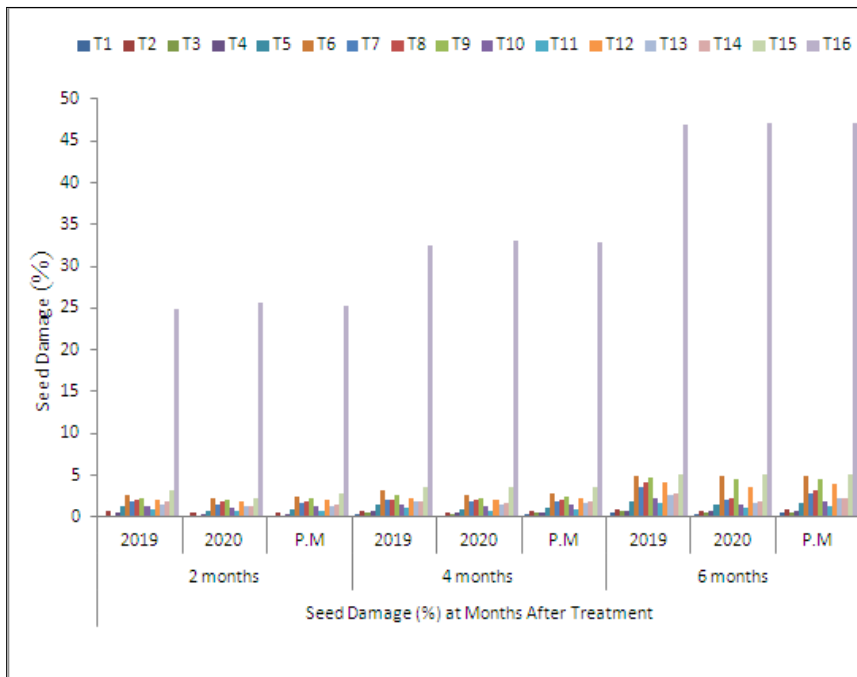


Fig. 1. Effect of newer insecticides and botanicals against *Callosobruchus chinensis* as seed protectants on percent seed damage in mungbean at 2, 4 and 6 months of ambient storage during 2019 and 2020

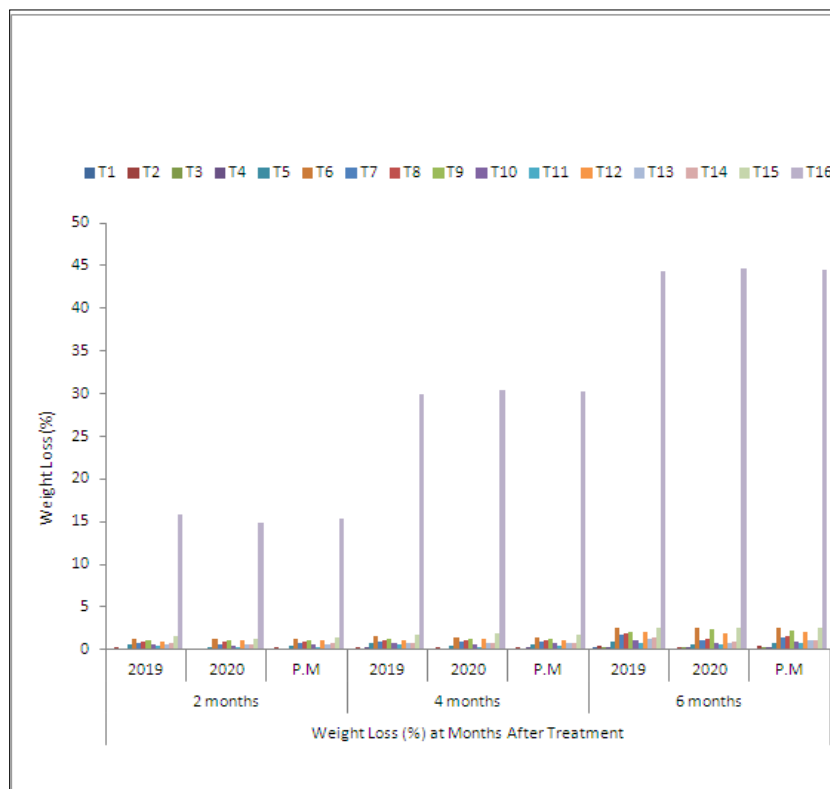


Fig. 2. Effect of newer insecticides and botanicals against *Callosobruchus chinensis* as seed protectants on percent weight loss in mungbean at 2, 4 and 6 months of ambient storage during 2019 and 2020

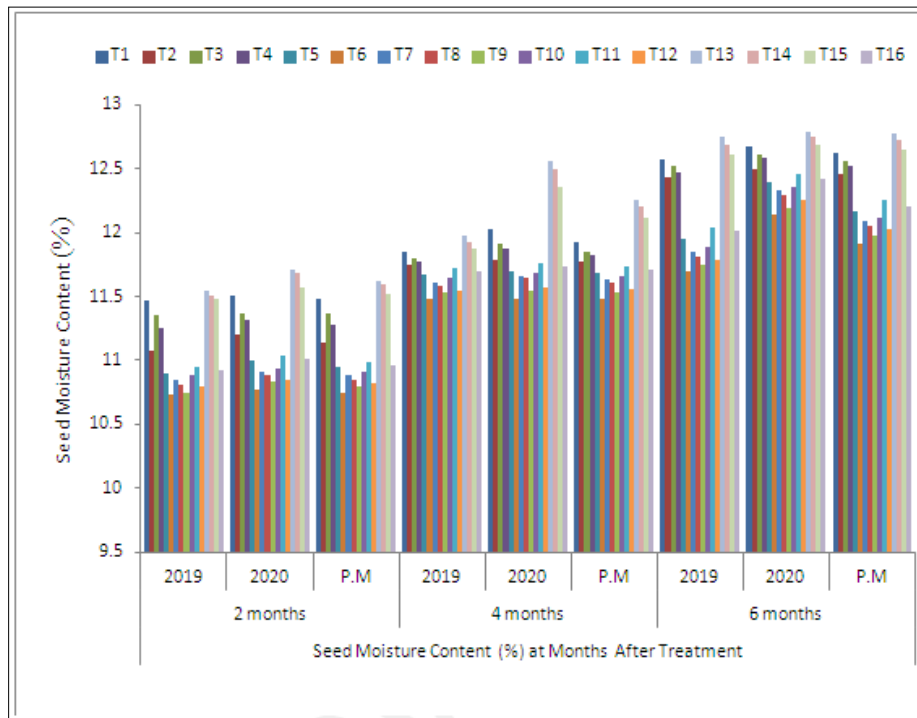


Fig. 3. Effect of newer insecticides and botanicals against *Callosobruchus chinensis* as seed protectants on percent seed Moisture content in mungbean at 2, 4 and 6 months of ambient storage during 2019 and 2020

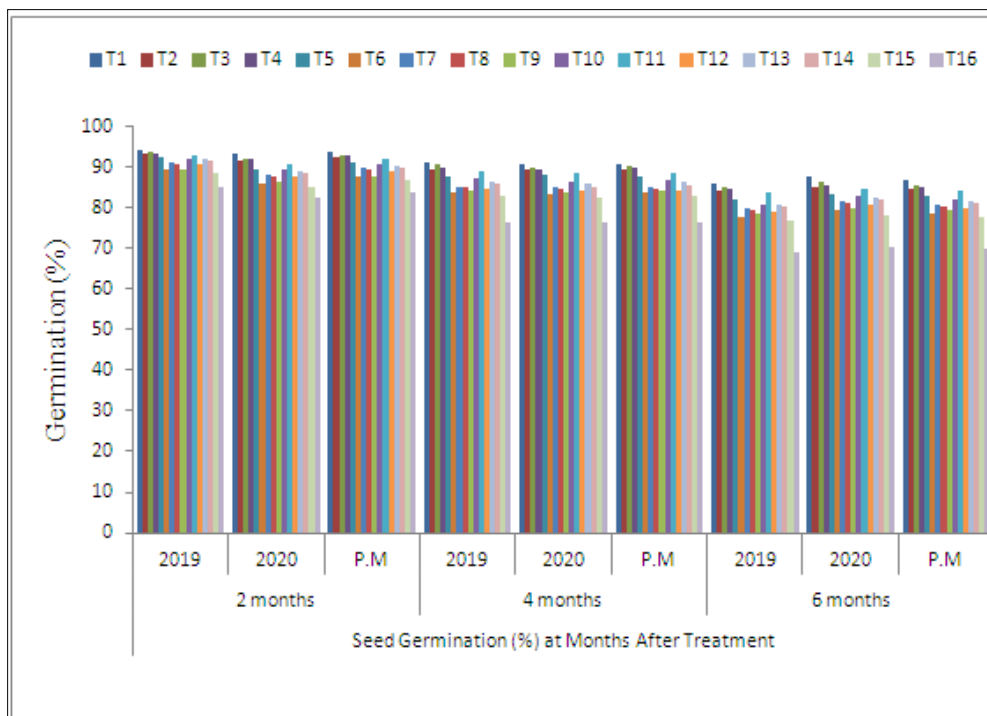


Fig. 4. Effect of newer insecticides and botanicals against *Callosobruchus chinensis* as seed protectants on percent seed Germination in mungbean at 2, 4 and 6 months of ambient storage during 2019 and 2020



Image 1. Healthy Seed



Image 2. Damage seed

Image. 1 & 2. Effect of newer insecticides and botanicals against *Callosobruchus chinensis* as seed protectants on percent seed damage in mungbean

At 6 months of storage pooled mean of both years the percent seed germination was ranged from 69.83-86.83. The maximum percent seed germination was recorded in Emamectin benzoate @ 40.0 mg/kg⁻¹ seed (86.83%) followed by Sivanto prime @ 0.01 ml/kg⁻¹ seed (85.66%), Spinetorom @ 8.5mg/kg⁻¹ seed (84.66%), Neemoz gold @ 5ml/kg⁻¹ seed (84.33%) and Karanj oil @ 5ml/kg⁻¹ seed (82.83%) as compared to Deltamethrin 2.8 EC @ 0.04 mlkg-1 seed (85.16%). The minimum percent seed germination was recorded in Gorakhmundi powder @ 5g/kg⁻¹ seed (77.66%) followed by Castor oil @ 5ml/kg⁻¹ seed (78.66%), Sesamum oil @ 5ml/kg⁻¹ seed (79.33%), Coconut oil @ 5ml/kg⁻¹ seed (79.83%) and Neem kernel powder @ 5g/kg-1 seed (81.33%). These findings were also supported by Shaheen et al. [24] and Chitra and Sreeja [25] in mungbean.

4. CONCLUSION

The results revealed that percent seed moisture content, percent seed germination, percent seed damage and percent seed weight loss was directly propionate to storage duration. However, decreased in percent seed germination was inversely propionate to percent damage of seed. Among various tested newer insecticides and botanicals as seed protectants were capable to maintain the seed germination above IMSCS (Indian Minimum Seed Certification Standard) up to six months of storage with minimum percent seed damage and percent loss of weight, which was significantly superior over control during

ambient storage of mungbean seed. Among tested newer insecticides and botanicals Emamectin benzoate @ 40.0 mg/kg⁻¹ seed, Sivanto prime @ 0.01 ml/kg⁻¹ seed, Neemoz gold @ 5ml/kg⁻¹ seed and karanj oil @ 5ml/kg seed against *Callosobruchus chinensis* with (86.83%), (85.66%), (84.33%) and (82.83%) maintained maximum seed germination with comparatively minimum bruchids infestation and percent weight loss up to six months of storage. Thus, the present investigation advocated that Emamectin benzoate @ 40.0 mg/kg⁻¹ seed, Sivanto prime @ 0.01 ml/kg⁻¹ seed, Neemoz gold @ 5ml/kg⁻¹ seed and karanj oil @ 5ml/kg seed may be utilizing as seed protectants in stored mungbean against pulse beetle *Callosobruchus chinensis* Linn for a long period of storage i.e. up to 6 months storage.

COMPETING INTERESTS

Authors have declared that no competing interests exist.

REFERANCES

1. Chhabra KS, Kooner BS. IPM system in agriculture, Vol. 4, publ. Aditya Books Pvt. Ltd., New Delhi. 1998:233-310.
2. Bairwa B, Singh PS. Evaluation of certain insecticides against spotted pod borer (*Maruca vitrata* Geyer) on mungbean (*Vigna radiata* L.). The Bioscan. 2015;10:1037-39.

3. Soren KR, Patil PG, Das A, Bohra A, Datt S, Chaturvedi SK, Nadarajan N. Advances in Pulses Genomic Research. Indian Institute of Pulses Research, Kanpur. 2012:17.
4. Lal SS. A review of insect-pests of mungbean and their control in India. Trop. Pest. Manage. 1985;31:105-14.
5. Ramzan M, Chahal BS, Judge BK. Storage losses to some used pulses caused by pulse beetle, *Callosobruchus chinensis* (Fab.). J. Insect Sci. 1990;3:106-08.
6. Chowdhury AR. Pulse beetle, agriculture research achievement in East Pakistan (1960-61). Directorate of Agriculture, East Pakistan, Dacca. 1961:106-07.
7. Booker RH. Observation on three bruchids associated with cowpea in Northern Nigeria. Journal of Stored Product Research. 1967;3(1):1-15.
8. Okunola CO. Use of melon oil for the control of bruchid damage in cowpea. In Proceedings of African Crop Science Society, Ondo State, Nigeria.; 2003;6:238-240.
9. Bhardwaj A, Verma SC. Evaluation of vegetable oils against pulse beetle, *Callosobruchus chinensis* (Coleoptera: Bruchidae) infesting pea seeds (*Pisum sativum* L.). Pest Management in Horticultural Ecosystems. 2012;18:46-53.
10. Gill JS, Lewis CT. Systemic action of an insect feeding deterrent. Nature London. 1971;232:402-403.
11. Dhulia FK, Patel AJ, Patel IS. Efficacy of various vegetable oils for protecting greengram (*Vigna radiata* L. Wilczek) against pulse beetle in storage. Pest Management Ecology Zoology. 1999;2:177-179.
12. Verma J, Dubey NK. Prospectives of botanicals and microbial products as pesticides of tomorrow. Current Science. 1989;76:172-179.
13. Swain TK, Baral K. Effect of certain plant products on some stored grain pests. Journal of Applied Zoological Research. 2004;15:229-231.
14. Maji TB, Pal S, Chatterjee H. Effect of some botanicals on biological parameters of pulse beetle (*Callosobruchus chinensis* L.) in pea (*Pisum sativum* L.). The Bioscan. 2014;9:71-74.
15. Mohan S, Sundar Babu PC. Methods for estimation of storage losses by insect stored product pest and their management. Pub. CPPS. TNAU. 1999;3:52-65.
16. Dawae PV. Studies on biology and management of pulse beetle on stored pigeonpea M.Sc. (Ag.) thesis submitted to NDUAT Kumarganj Faizabad (U.P.) India; 2008.
17. Anonymous. International Seed Testing Association (ISTA). Seed germination Testing. International Rules for Seed Testing, Zurich, Switzerland; 1976.
18. Kumar LB, Chakravarty S, Agnihotri M, Karnatak AK. Efficacy of some plant oils against pulse beetle, *Callosobruchus chinensis* (L.) infesting greengram under storage conditions. Res. on Crops. 2017;18(1):157-163.
19. Rajasri M, Rao PS. Neem formulations – safer seed protectants against pulse beetle, *Callosobruchus chinensis* for long term storage of bengalgram. International Journal of Applied Biology and Pharmaceutical Technology. 2012;3:0976-4550.
20. Kumari R, Mukherjee U, Kumar N, Kumar N. Efficacy of botanicals and insecticides against *Callosobruchus chinensis* L. on pigeonpea seeds. Pest Management in Horticultural Ecosystems. 2014;20(1): 41-46.
21. Tabu D, Selvaraj T, Singh SK, Mulugeta N. Management of adzuki bean beetle *Callosobruchus chinensis* (L.) using some botanicals, inert materials and edible oils in stored chickpea. Journal of Agricultural Technology. 2012;8(3): 881-902.
22. Chirag B, Ribadiya R, Patel JB, Jyoti KHS. Performance of neem products on the storability of mungbean [*Vigna radiata* (L.) Wilczek] seed. Indian Journal of Agricultural Res. 2016;50(6).
23. Neupane S, Thapa RB, Dhoj Y, Pokhre S, Regmi PP, Subedi S, Upadhyaya A. Efficacy of Plant Dusts, Oils and Indigenous Materials against Stored Pulse Beetle *Callosobruchus chinensis* L. Int. J. Grad. Res. 2016;2(1):13-20.
24. Shaheen FA, Crickmore N, Husain M. Comparative aptness of plant products with chemical-based standard Grain protectant against *Callosobruchus chinensis* L. attacking chickpea grains in storage. International Journal of Agriculture, Forestry and Plantation. 2016;2:2462-1757.
25. Chitra G, Sreeja PS. A comparative study on the effect of seaweed liquid fertilizers on the growth and yield of *Vigna radiata*

- (L.). An International Quarterly Scientific Journal. 2013;12:359-362.
26. Salam MA, Taleb MA, Rahman MA. Screening of some plant materials for controlling *Callosobruchus chinensis* of lentil in storage. Journal of Agriculture and Rural Development. 2005;3: 67-72.

© 2022 Bhati et al.; This is an Open Access article distributed under the terms of the Creative Commons Attribution License (<http://creativecommons.org/licenses/by/4.0>), which permits unrestricted use, distribution, and reproduction in any medium, provided the original work is properly cited.

Peer-recview history:
The peer review history for this paper can be accessed here:
<https://www.sdiarticle5.com/review-history/85064>